



**Hybrid & Electric
Technology**

TRANSFLUID
trasmissioni industriali



Frontier
POWER PRODUCTS

Delta, BC 1 877 946-5531
Edmonton, AB 1 877 455-2260
Calgary, AB 1 877 720-3735
Winnipeg, MB 1 877 949-1526

www.frontierpower.com

Transfluid

Founded in Milan Italy in 1957, Transfluid has always been a point of reference in the world of industrial transmission equipment and the standard that its competitors measure themselves.

Fluid couplings, variable speed drives, brakes, clutches, couplings and hydraulic transmissions constitute the core of the product line, while ultra-modern technology, careful selection of materials and meticulous assembly are the key ingredients in the recipe that has placed those products at the forefront of the market. Thousands of customers continue to choose Transfluid for the most diverse and demanding applications, knowing they can rely on Transfluid's technical department, where design, engineering and planning experts are always on hand to quickly resolve client's problems. Italian dynamic innovation, coupled with ongoing staff development and more than fifty years of hard-earned expertise, are the foundation of the company's success. Transfluid's unique approach has sparked small but important revolutions in the field of heavy-duty transmissions, for which recognition has come in the form of international awards.

Transfluid's catalogue boasts a wide range of products, and each unit produced is tested for safety, quality and durability. Being a world leader in the design and manufacture of fluid couplings, Transfluid has earned a reputation for diligent service, which assures the competence of the applications through careful quality control and on-site technical assistance. In addition to the Italian Headquarter. Transfluid's broad sales network consists of six branches located in Australia, China, France, Germany, Russia and United States, one representative office in Brazil and 32 distributors located throughout the world.

Transfluid's Hybrid

The industrial market has been focused on developing new technologies to reduce their ecological impact on land and sea. Global awareness of air, noise and water pollution attributed to internal combustion engines has caused vehicle manufacturers to invest large amounts of money and resources into developing hybrid systems used in automobiles and small commercial vehicles. However, because of the wide variety of drive line designs used in industrial and marine markets, a standardized, quality, heavy duty "hybrid product" has been impractical to develop.

Accepting the challenge to provide a hybrid product for this neglected market Transfluid is ready to introduce a solution for low to medium power marine and industrial applications.

For decades Transfluid has been manufacturing a wide range of power transmission equipments and electric motors/generators. Profiting from their experience in thousands of industrial and marine applications and using their existing technology it resulted in the development of the technology of the future.

The System

The hybrid system works in three specific modes:

- **electric propulsion** to drive or sail at ZERO emissions and in absolute silence
- **engine propulsion** that uses the electric machine as generator to recharge the batteries
- **"booster" function** that allows the electric motor, during acceleration, to assist the engine in providing extra torque to the driveline

How It Works

The input side is a hydraulic or pneumatic controlled clutch.

When disengaged, the engine is disconnected from the rest of the driveline allowing the vehicle or vessel to be operated by the electric motor instead of the engine.

During engine operation, the clutch is engaged and the electric motor becomes a generator, recharging the batteries, if required.

By operating the engine and electric motor at the same time, the "booster" operation is engaged, increasing the total available power to the driven machine.

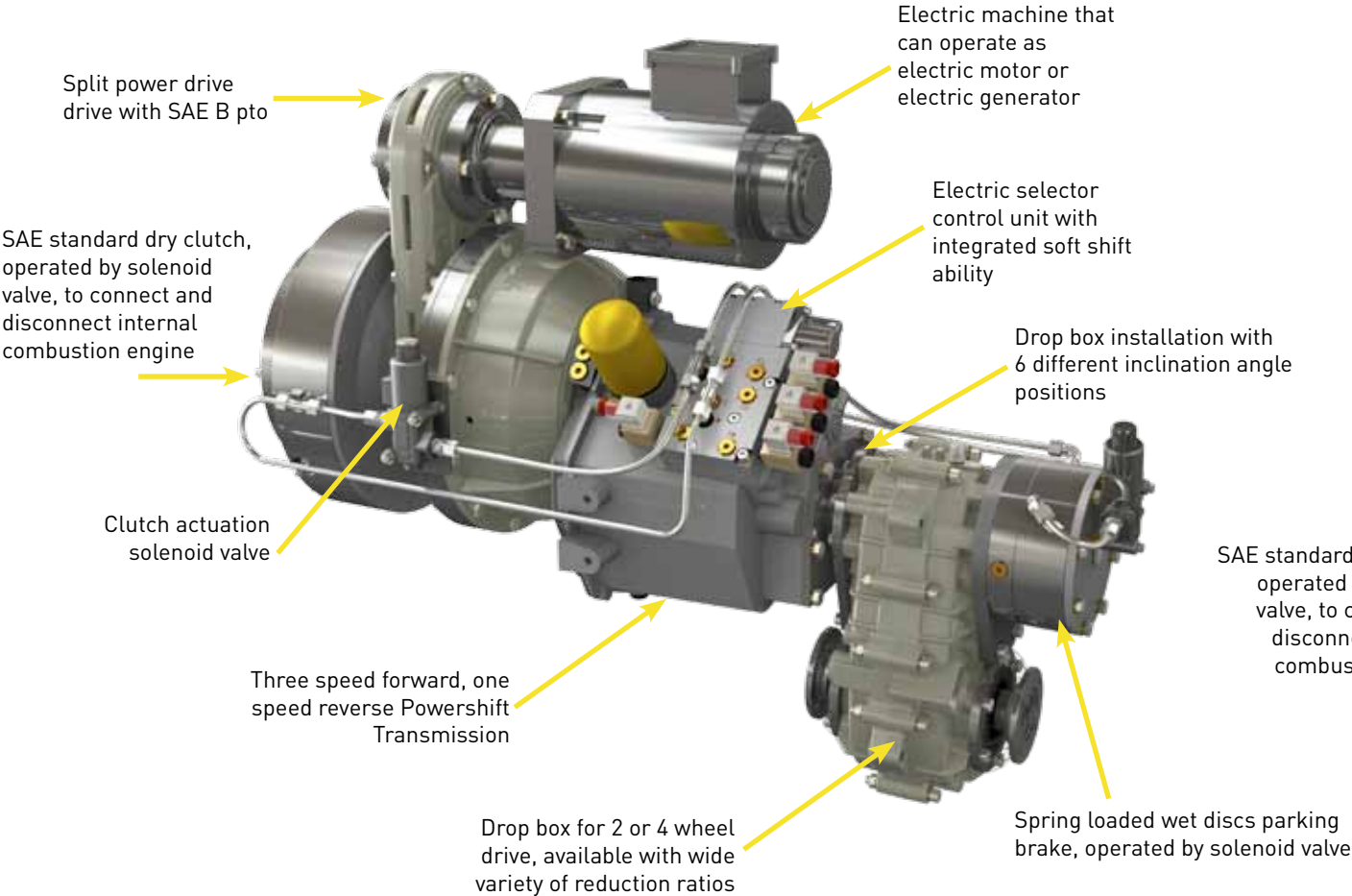
All operations are controlled via Transfluid's proprietary electronic controller MPCB-R5, which communicates with all equipments through CAN BUS protocol, making the system a simple "plug and play" solution.



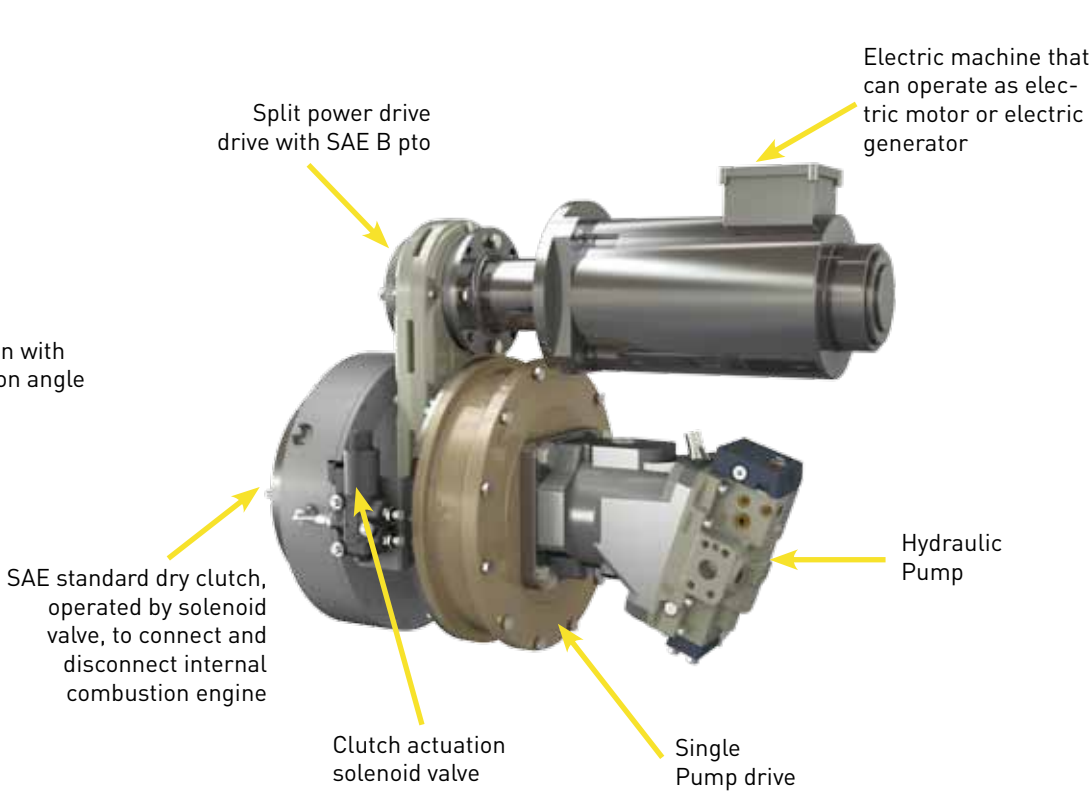
Industrial hybrid



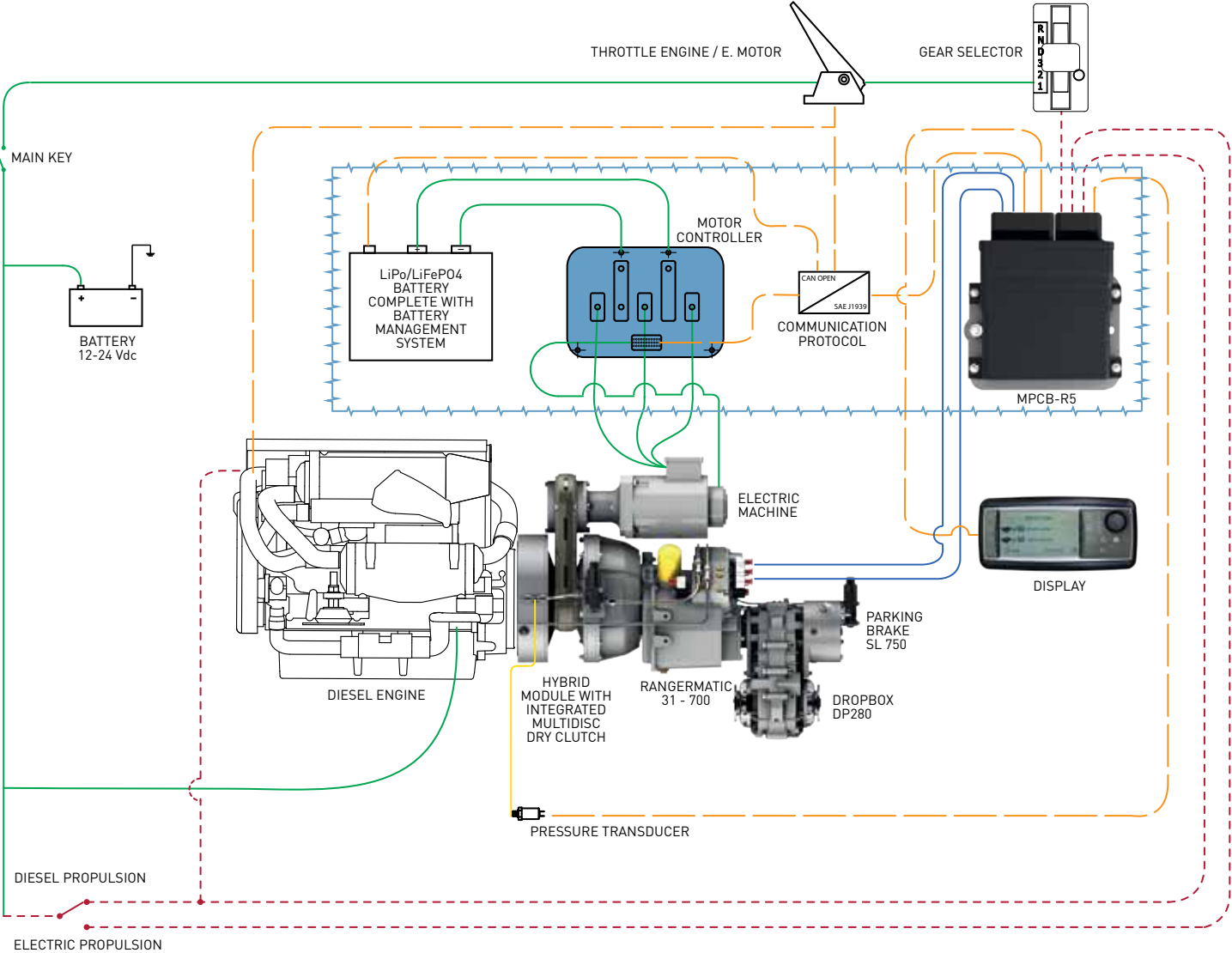
HTV700



HM560 with Hydrostatic Transmission



Working scheme



LEGEND	
—	OIL SUPPLY
—	POWER SUPPLY
—	CAN BUS COMMUNICATION
---	MPCB-R5 INPUT
---	MPCB-R5 OUTPUT

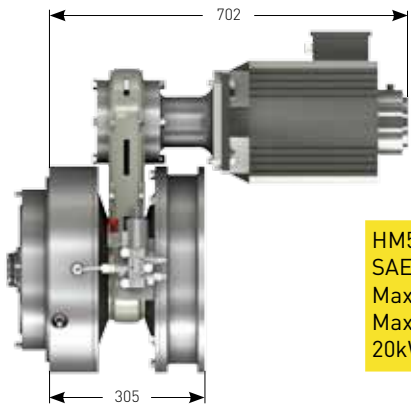
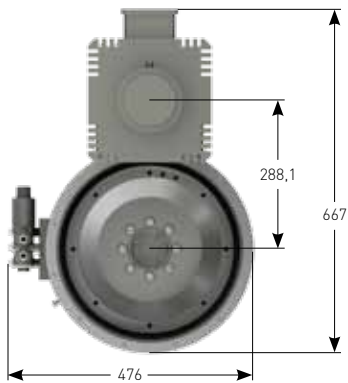
The hybrid series

In close cooperation with leading battery and motorcontroller manufacturers the HM Module series(560-2000-3350-6300) was developed to provide a standard, simple, quality solution. Designed to “sandwich” between an engine with a SAE flywheel and housing and transmission with a SAE input, the HM module provides a seamless solution that is easier to apply and simpler to operate than any application specific solution. Additionally, the electric machine (the motor generator) can be mounted in multiple positions in order to provide the best fit for the engine compartment. To install, all that is required is a short distance between the engine and transmission, this make it an ideal solution for retrofits and new designs.

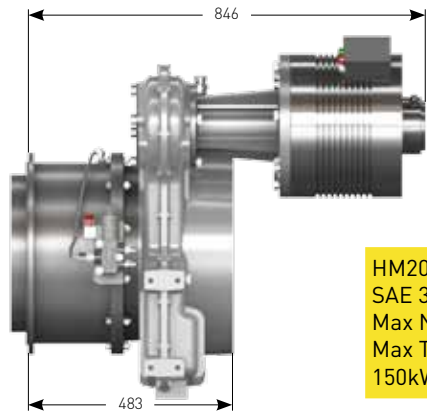

Transfluid also provides two packages that couple the HM technology with their power shift transmissions and marine products. The HTV700 is a complete vehicle transmission product utilizing a power shift transmission, 4wddrop box and brake. Designed to be exceptionally compact it is ideal forground support equipment and small mining and construction machines. The HTM700 is a hybrid marine transmission. The electric function is becoming mandatory in many ports where they are trying to mitigate the air and water pollution caused by tendering and docking vessels. The HTV700 is applicable for engines up to 95 kW (127 hp) while the HTM700 is capable of 140kW (187 hp). Both Packages are equipped with a come home feature.




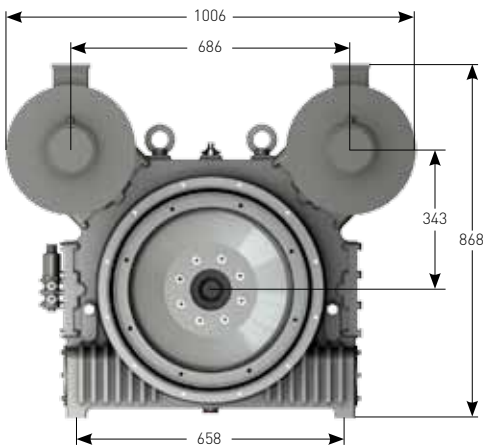
Technical specifications




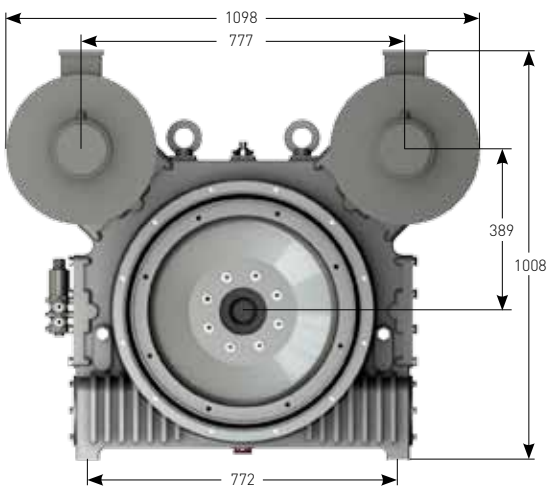
HM560 Hybrid Module
SAE 4 to SAE 4 distance = 305 mm
Max N° of Electric Machine: 1
Max Tot Elec. Input Power:
20kW @ 3000rpm



HM2000 Hybrid Module
SAE 3 to SAE 3 distance = 483 mm
Max N° of Electric Machine: 2
Max Tot Elec. Input Power:
150kW @ 3000rpm



HM3350 Hybrid Module
SAE 1 to SAE 1 distance = 593 mm
Max N° of Electric Machine: 4
Max Tot Elec. Input Power:
300kW @ 3000rpm



HM6300 Hybrid Module
SAE 1 to SAE 0 distance = 791 mm
Max N° of Electric Machine: 4
Max Tot Elec. Input Power:
300kW @ 3000rpm

Why Transfluid

By dedicating significant resources in the research and development of the Hybrid System range of products Transfluid is capable of providing complete hybrid solutions as well as the technical support required by manufacturers to implement these products. Transfluid's Hybrid System easily integrates into traditional propulsion systems assuring an efficient solution to green power and fuel economy.

All modules fit between the engine and transmission, occupying limited space, as though they are an integrated and independent component in the propulsion driveline.

Not only the ecological sustainability is one of the advantages of Hybrid solutions but fuel savings and energy management are of the same importance. With the "booster" function, designers can consider a lower power engine yet still maintain the desired performances. Ship owners can retrofit their vessels thereby providing lower costs and profiting from immediate benefits.

Transfluid is not just a supplier, but also a partner. By providing innovative technology coupled with competitive pricing, even the most difficult hybrid problems can be quickly solved.

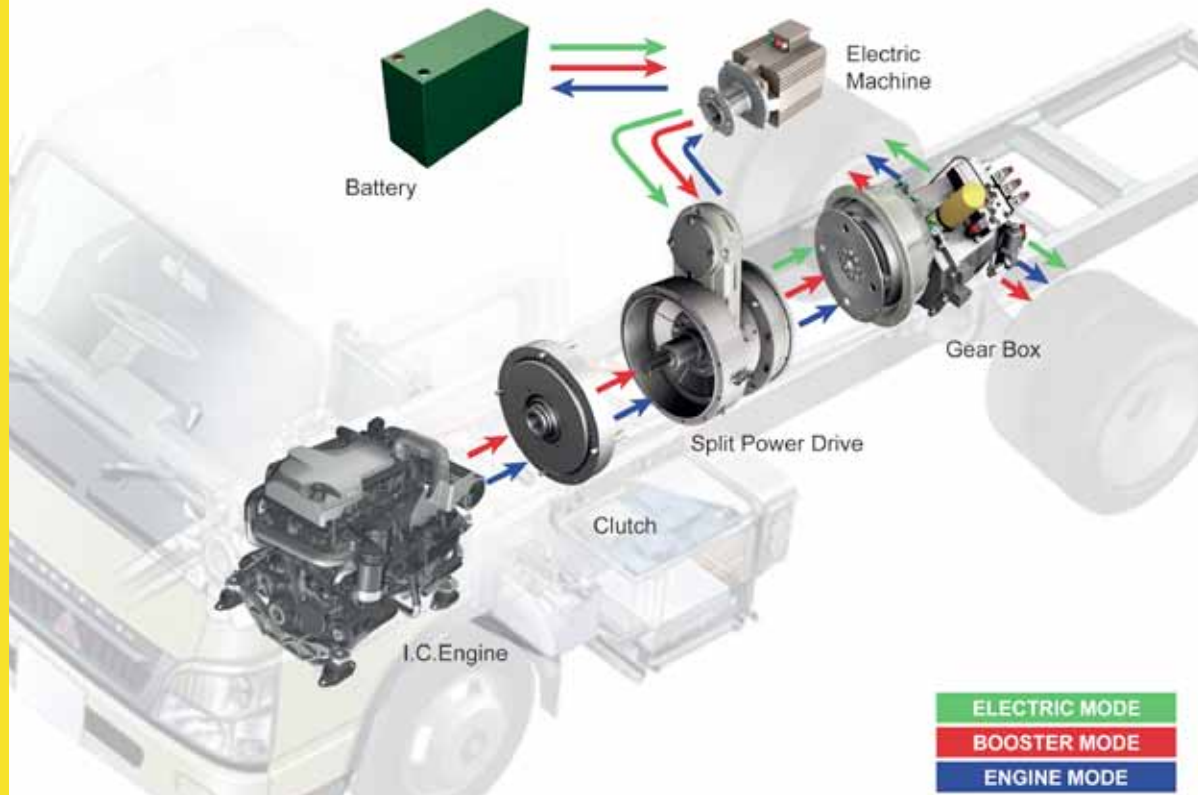
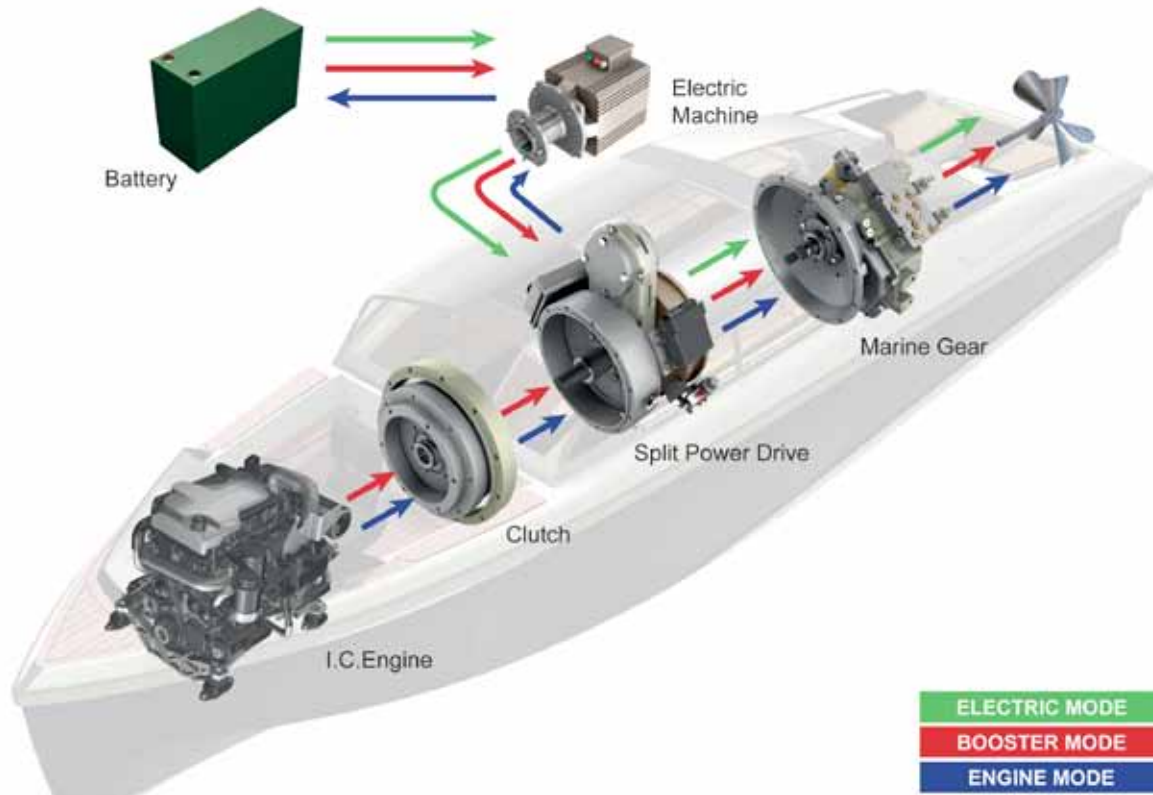
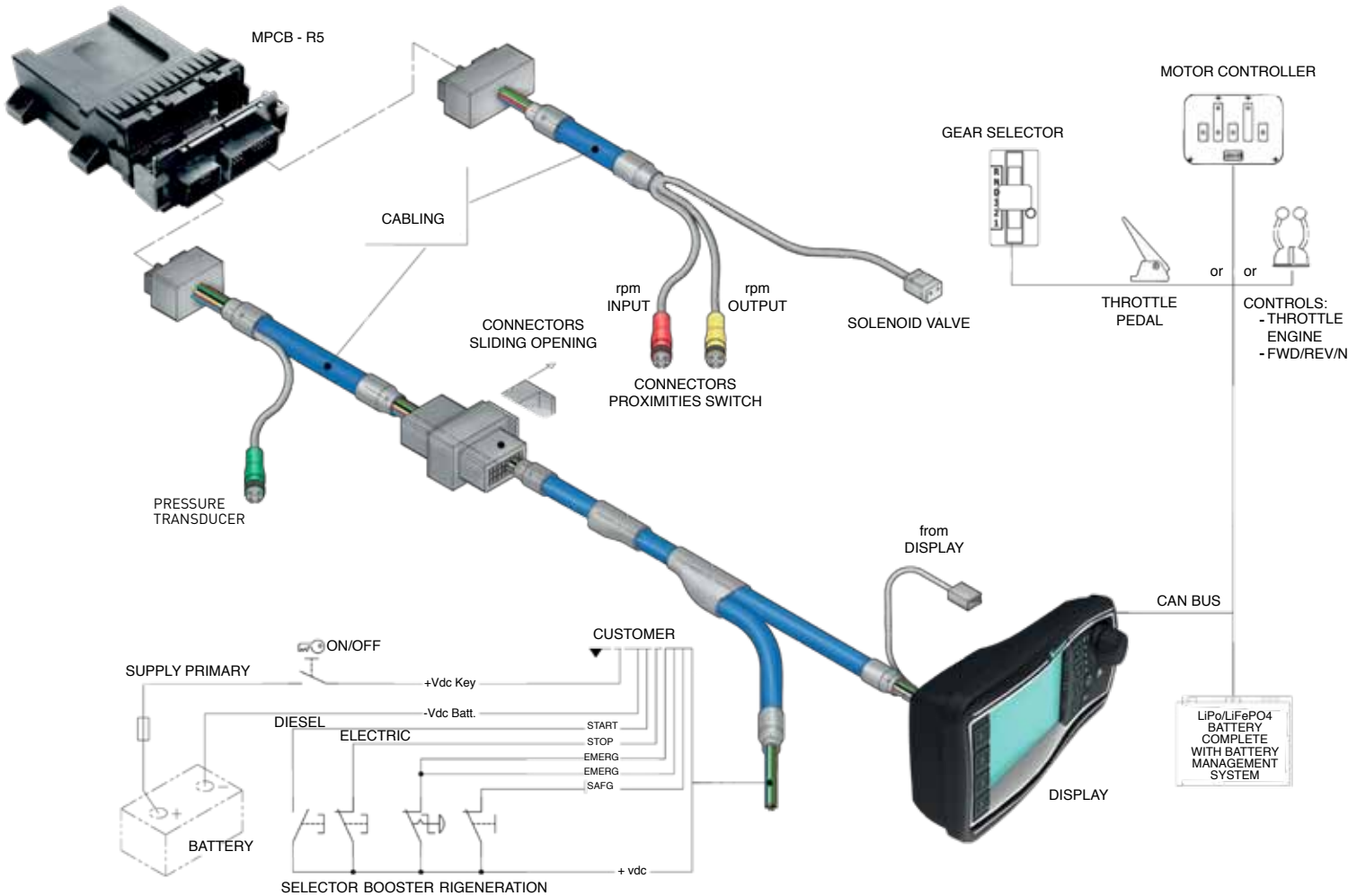
HYBRID TRANSMISSION	INPUT & OUTPUT Standard (1) SAE J617 & J620	MAX INPUT TORQUE Nm (lb-ft)	INPUT POWER INDUSTRIAL kW (hp)-rpm	INPUT POWER MARINE kW (hp)-rpm	WEIGHT kg (lb)
HM560	SAE4-10"	560 (414)	115 (155)-3000	180 (240)-4000	120 (265)
HM2000	SAE3-11.5"	2000 (1478)	350 (470)-2600	435 (580)-3000	350 (772)
HM3350	SAE1-14"	3350 (2476)	500 (670)-2200	620 (830)-2200	560 (1236)
HM6300	SAE1/0-14"/18"	6300(4647)	920 (1230)-2100	1100(1475)-2100	900 (1986)
HTV700	SAE4-10"(4)	300 (222)	95 (125)-3000		245(2) (540)
HTM700	SAE4-10"(4)	560 (414)		140 (185)-3000	221(3) (487)

(1) SAE J620: different Input or Output connections available upon request
(2) Without drop box & brake
(3) With cooler
(4) DIN 120 available

E. MACHINE	WEIGHT kg (lb)	MAX SPEED rpm	BATTERY Vdc	MOTOR CONTROLLER	HYBRID TRANSMISSION
EM180-8	22 (48)	3000	100	SIZE 8	HM560-HT700
EM180-12	25 (55)	3000	100	SIZE 20	HM560-HT700
EM220-15	42 (92)	3000	100	SIZE 20	HM560-HT700
EM220-20	46 (101)	3000	100	SIZE 20	HM560-HT700
EM220-35	54 (119)	3000	300	SIZE 75	HM2000-HM3350-HM6300
EM290-50	70 (154)	3000	300	SIZE 75	HM2000-HM3350-HM6300
EM290-75	110 (242)	3000	300	SIZE 75L	HM2000-HM3350-HM6300

E. MACHINE	MOTOR MODE Power kW (hp)	MOTOR MODE From battery A max	GENERATOR MODE Power kW (hp)	GENERATOR MODE To battery A max
EM180-8	8 (11)	96	6 (8)	63
EM180-12	12 (16)	140	9 (12)	95
EM220-15	15 (20)	175	11 (15)	120
EM220-20	20 (27)	235	15 (20)	160
EM220-35	35 (47)	134	27 (36)	95
EM290-50	50 (68)	190	38 (51)	130
EM290-75	75 (102)	287	57 (76)	195

MPCB-R5 & Display Harness

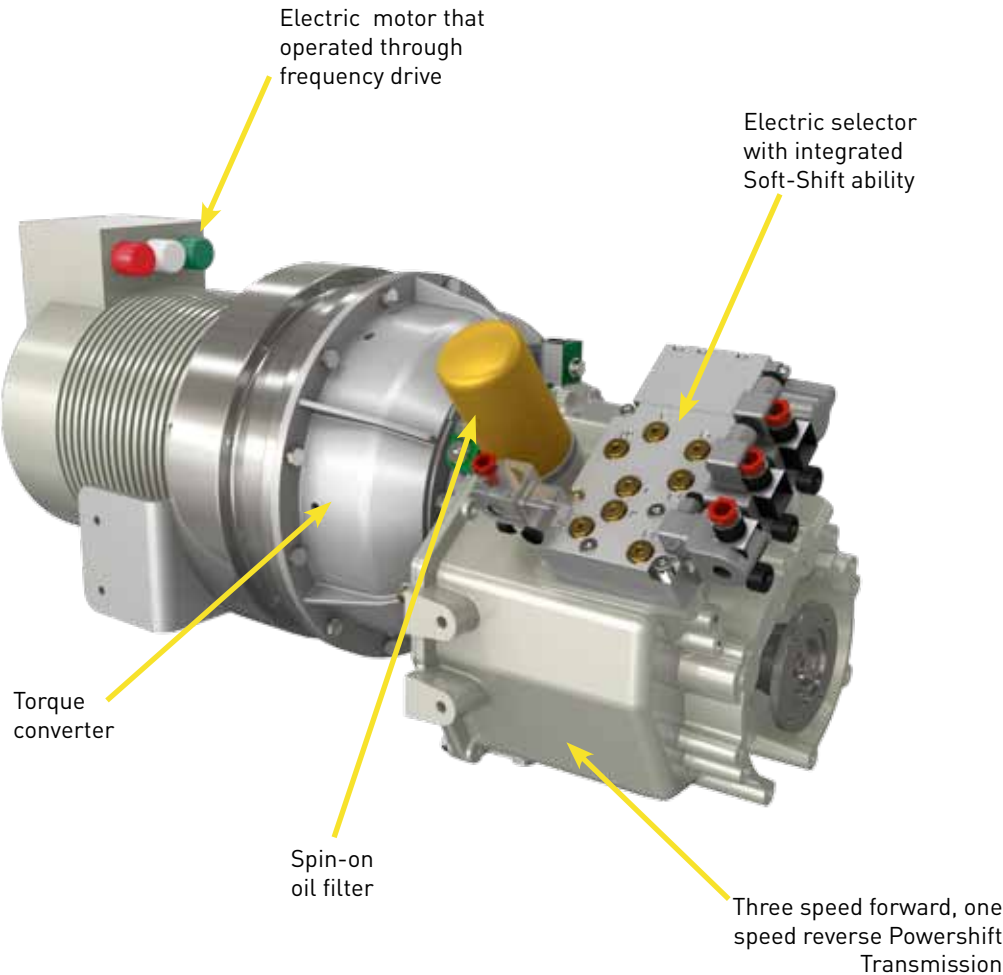


Electric Propulsion System

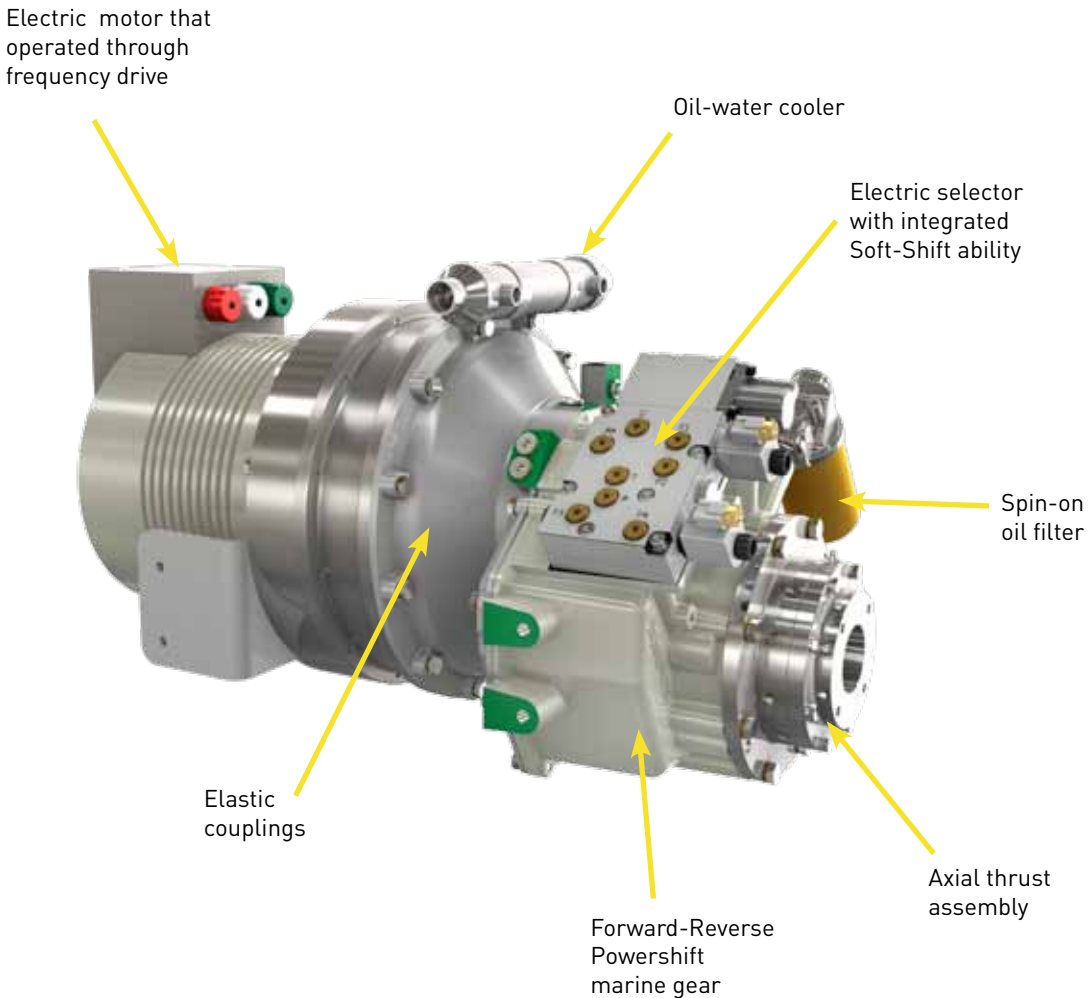
The EPS (ELECTRIC PROPULSION SYSTEM) provides innovative electric propulsion through the combination of standard Transfluid products. Integrating standard components and adhering to SAE standards produces a new product which easily interfaces with any user and application. When used with commercial vehicles, the EPS system includes an automatic "Powershift" RANGERMATIC or REVERMATIC transmission. For marine propulsion the REVERMATIC marine gear uses the reliable RBD coupling. Both transmissions can be installed with Transfluid's permanent magnets electric motor. This improves the operations of the vehicle or boat by using the efficiency and performance of the electrical machine.



EPS Industrial



EPS Marine



EPS industrial system

The innovative concept of EPS consists of an automatic RANGERMATIC "Powershift" transmission coupled to a permanent magnet electric motor. This optimizes the driving experience of the vehicle and enhances the performance of the motor. The RANGERMATIC reduction ratios allow the user to select the optimal ratio according to the operating conditions. The addition of the DROP BOX DP280 on the output of the EPS system provides additional gear ratios to enhance the electric motor performances. Additionally, the drop box is available with two outputs for four-wheel drive applications. This provides identical use and driving of the EPS system to those of a combustion engine. The use of batteries, indispensable for the supply of the electric machines, allows the recovery of kinetic energy during deceleration and braking (Kinetic Energy Recovery System) storing energy that would otherwise be lost, increasing the autonomy of the vehicle.

EPS marine system

The innovative concept of the marine EPS REVERMATIC11-700 RBD marine gear coupled to the electric motor allows you to maximize the maneuverability of the boat and to increase the performance of the electric motor. The reduction ratio of the marine gear allows the user to size the propeller of the boat to demand the maximum power delivered by the electric motor, fully exploiting the motor power and speed. The reverse function is performed by the REVERMATIC11-700 RBD marine gear. This protects the electrical components from transient current peaks. In addition, the EPS Marine system can be used as an extra drive system on large power engines by connecting the output of the EPS system to the PTO (commonly called PTI in marine transmission). To optimize the performance of the motor a DROP BOX DP280 can be mounted on the output of the EPS system, before to PTI, to provide additional

SIZE	MOTOR Output mechanical power kW (hp) 3000 rpm	GENERATOR Output electric power kW 3000 rpm	B.E.M.F Vrms +/- 10%	MOTOR Nominal torque Nm (lb-ft)	MOTOR Nominal current Arms	DC BUS (batteries) Vdc	MOTOR current DC BUS side	GENERATION current DC BUS side
20	20 (27)	15	65	63 (47)	210	96	235	160
35	35 (48)	27	220	110 (81)	110	300	134	95
50	50 (68)	38	220	160 (118)	150	300	190	130
75	75 (102)	57	220	238 (176)	220	300	287	195

gear ratios optimizing the motor torque output. An example: By using a compact EPS system weighting only 220 kg, powered at 300 V dc, it is possible to obtain on the PTI a torque of 2750 Nm, a very interesting value for the propulsion of large boats.

EPS Data Collection



Marine electric propulsion system integrated with single speed marine gear REVERMATIC 11.700RBD or two speed marine gear RANGERMATIC 21-700 RBD.

- EPS-M35 including:
- E-machine EM290-35
 - Frequency drive TYPE 75 powered at 300 V dc
 - MPCB-5R Management system w/display and software
 - Electronic control system for single engine
 - Marine gear REVERMATIC or RANGERMATIC

- EPS-M50 including:
- E-machine EM290-50
 - Frequency drive TYPE 75 powered at 300 V dc
 - MPCB-5R Management system w/display and software
 - Electronic control system for single engine
 - Marine gear REVERMATIC or RANGERMATIC

- EPS-M75 including:
- E-machine EM290-75
 - Frequency drive TYPE 75L powered at 300 V dc
 - MPCB-5R Management system w/display and software
 - Electronic control system for single engine
 - Marine gear REVERMATIC or RANGERMATIC

- Ratio available for powershift REVERMATIC or RANGERMATIC:
- Single speed model 11-700 ratio: 1.45 or 1.88 or 2.25 + reverse gear
 - Double speed model 31-700 ratio 1.88 and 2.75 + 1,88 reverse gear

Electric traction system integrated with REVERMATIC 11-700 or RANGERMATIC 31-700 or 21-700 or 22-700

- EPS-I35 including:
- E-machine EM290-35
 - Frequency drive TYPE 75 powered at 300 V dc
 - MPCB-5R Management system w/display and software
 - Electronic control system for single engine
 - Powershift transmission REVERMATIC and RANGERMATIC

- EPS-I50 including:
- E-machine EM290-50
 - Frequency drive TYPE 75 powered at 300 V dc
 - MPCB-5R Management system w/display and software
 - Electronic control system for single engine
 - Powershift transmission REVERMATIC and RANGERMATIC

- EPS-I75 including:
- E-machine EM290-75
 - Frequency drive TYPE 75L powered at 300 V dc
 - MPCB-5R Management system w/display and software
 - Electronic control system for single engine
 - Powershift transmission REVERMATIC and RANGERMATIC

- Ratio available for powershift REVERMATIC or RANGERMATIC:
- Single speed 11-700 ratio: 0.86 or 1.04 or 1.45 or 1,88 or 2,25 and reverse gear
 - Three speed 31-700 ratio 0.865 - 1.882 - 2.75 and 1,882 reverse gear

Reference catalogs of the products we use in hybrid & electric technology



TRANSFLUID

trasmissioni industriali



ITALY

TRANSFLUID SRL
Via Guido Rossa, 4
21013 Gallarate (VA)
Ph. +39.0331.28421
Fax +39.0331.2842911
info@transfluid.it

AUSTRALIA

TRANSFLUID AUSTRALIA PTY LTD
Smithfield NWS 2164
Ph. +61.297572655
Fax +61.297560181
tfaustralia@transfluid.it

CHINA

TRANSFLUID BEIJING TRADE CO.LTD
101300 Beijing
Ph. +86.1060442301-2
Fax +86.1060442305
tbtcinfo@transfluid.it

FRANCE

TRANSFLUID FRANCE s.a.r.l.
38110 Rochetoirin
Ph. +33.9.75635310
Fax +33.4.26007959
tffrance@transfluid.it

GERMANY

TRANSFLUID GERMANY GmbH
D-48529 Nordhorn
Ph. +49.5921.7288808
Fax +49.5921.7288809
tfgermany@transfluid.it

RUSSIA

TRANSFLUID OOO
143100 Moscow
Ph. +7.495.7782042
Mob. +7.926.8167357
tfrussia@transfluid.it

U.S.A.

TRANSFLUID LLC
Auburn, GA 30011
Ph. +1.770.8221.777
Fax +1.770.8221.774
tfusa@transfluid.it



Delta, BC	1 877 946-5531
Edmonton, AB	1 877 455-2260
Calgary, AB	1 877 720-3735
Winnipeg, MB	1 877 949-1526



www.transfluid.eu
www.buy-transfluid.com

drive with us